


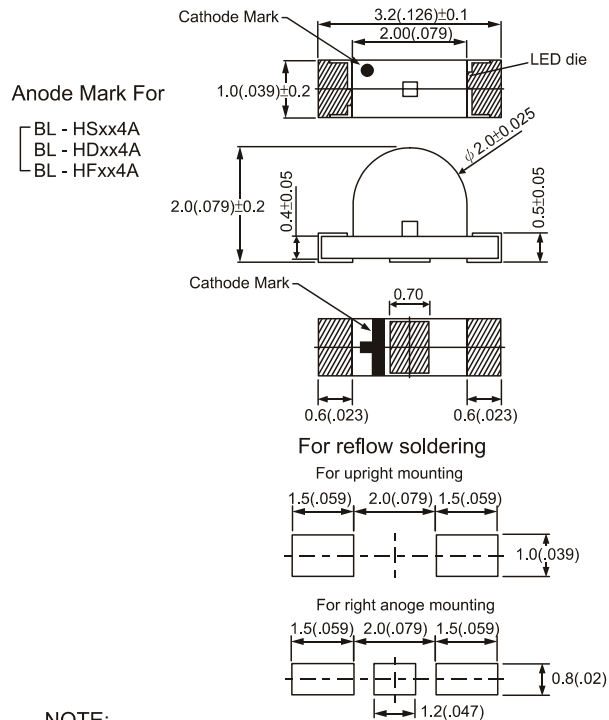
SURFACE MOUNT CHIP LED LAMPS



■ Absolute Maximum Ratings
(Ta=25°C)

	UNIT	SPEC.
IF	mA	30
IFp	mA	100
VR	V	5
Topr	°C	-25~+80
Tstg	°C	-30~+85


BL-Hxxx4A (1204) Series



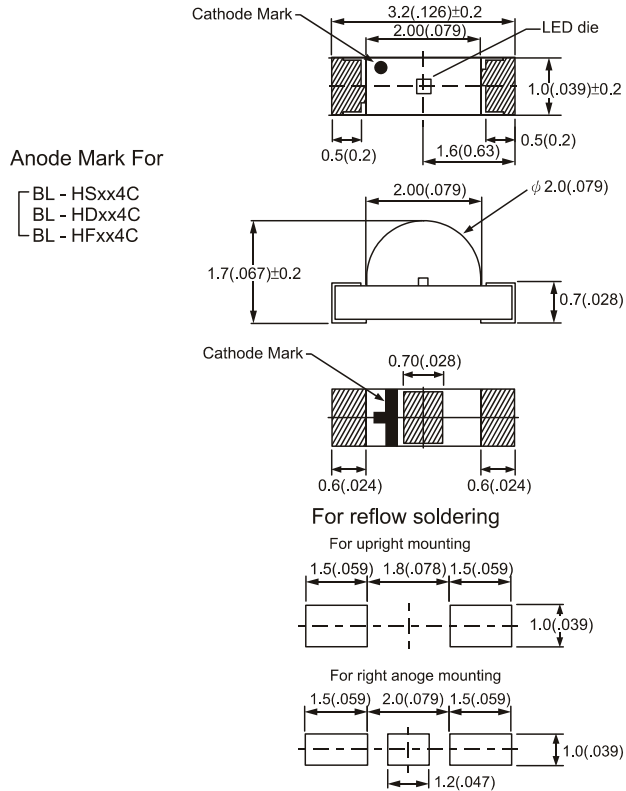
Part No.	Chip				Lens Appearance	Electro-optical Data (At 20mA)				Viewing Angle 2θ 1/2 (deg)
	Material	Emitted Color	λ p (nm)	λ d (nm)		Vf (V)		Iv (mcd)		
						Typ.	Max.	Min.	Typ.	
BL-HS134A	GaAlAs/GaAs	Super Red	660	643	Water Clear	1.7	2.6	8.2	20.0	100°
BL-HF034A	GaAlAs	Super Red	660	643		2.1	2.6	18.5	30.0	
BL-HJE34A	AlGaInP	Super Orange Red	630	625		2.1	2.6	63.0	100.0	
BL-HG034A	GaP/GaP	Yellow Green	568	571		2.1	2.6	5.5	15.0	
BL-HX134A	GaP/GaP	Hi-Eff Green	568	570		2.2	2.6	8.2	20.0	
BL-HGE34A	AlGaInP	Super Yellow Green	570	570		2.0	2.6	28.0	50.0	
BL-HG434A	InGaN	Bluish Green	505	505		3.5	4.0	63.0	130.0	
BL-HG634A	InGaN	Green	525	525		3.5	4.0	94.0	200.0	
BL-HY034A	GaAsP/GaP	Yellow	583	585		2.1	2.6	3.7	10.0	
BL-HA134A	GaAsP/GaP	Amber	610	605		2.1	2.6	2.4	6.0	
BL-HJF34A	AlGaInP	Super Amber	610	605		2.1	2.6	42.0	70.0	
BL-HKB34A	AlGaInP	Super Yellow	590	587		2.1	2.6	42.0	70.0	
BL-HKC34A	AlGaInP	Super Yellow	595	594		2.1	2.6	63.0	130.0	

Part No.	Chip				Lens Appearance	Electro-optical Data (At 5mA)				Viewing Angle 2θ 1/2 (deg)
	Material	Emitted Color	λ p (nm)	λ d (nm)		Vf (V)		Iv (mcd)		
						Typ.	Max.	Min.	Typ.	
BL-HB334A	AllnGaN	Super Blue	460	465-470	Water Clear	2.8	3.2	12.3	25.0	100°
BL-HB534A	AllnGaN	Super Blue	470	470-475		2.8	3.2	12.3	30.0	

SURFACE MOUNT CHIP LED LAMPS



BL-Hxxx4C (1204) Series



Anode Mark For
 BL - HSxx4C
 BL - HDxx4C
 BL - HFxx4C

Absolute Maximum Ratings

(Ta=25°C)

	UNIT	SPEC.
IF	mA	30
IFp	mA	100
VR	V	5
Topr	°C	-25~+80
Tstg	°C	-30~+85

NOTE:
 1.All dimensions are in millimeters(inches).
 2.Tolerance is ±0.10(.004") unless otherwise specified.
 3.Specifications are subject to change without notice.

Part No.	Chip				Lens Appearance	Electro-optical Data (At 20mA)				Viewing Angle 2 θ 1/2 (deg)
	Material	Emitted Color	λ p (nm)	λ d (nm)		Vf (V)		Iv (mcd)		
						Typ.	Max.	Min.	Typ.	
BL-HS134C	GaAlAs/GaAs	Super Red	660	643	Water Clear	1.7	2.6	8.2	20.0	105°
BL-HF034C	GaAlAs	Super Red	660	643		2.1	2.6	18.5	30.0	
BL-HJE34C	AlGaInP	Super Orange Red	630	625		2.1	2.6	63.0	100.0	
BL-HG034C	GaP/GaP	Yellow Green	568	571		2.1	2.6	5.5	12.0	
BL-HX134C	GaP/GaP	Hi-Eff Green	568	570		2.2	2.6	8.2	20.0	
BL-HGE34C	AlGaInP	Super Yellow Green	570	570		2.0	2.6	28.0	40.0	
BL-HG434C	InGaN	Bluish Green	505	505		3.5	4.0	63.0	130.0	
BL-HG634C	InGaN	Green	525	525		3.5	4.0	94.0	200.0	
BL-HY034C	GaAsP/GaP	Yellow	583	585		2.1	2.6	3.7	10.0	
BL-HA134C	GaAsP/GaP	Amber	610	610		2.2	2.6	2.4	6.0	
BL-HJF34C	AlGaInP	Super Amber	610	605		2.0	2.6	42.0	70.0	
BL-HKB34C	AlGaInP	Super Yellow	590	587		2.1	2.6	42.0	70.0	
BL-HKC34C	AlGaInP	Super Yellow	590	587		2.1	2.6	63.0	130.0	

Part No.	Chip				Lens Appearance	Electro-optical Data (At 5mA)				Viewing Angle 2 θ 1/2 (deg)
	Material	Emitted Color	λ p (nm)	λ d (nm)		Vf (V)		Iv (mcd)		
						Typ.	Max.	Min.	Typ.	
BL-HB334C	AllnGaN	Super Blue	460	465-470	Water Clear	2.8	3.2	12.3	25.0	105°
BL-HB534C	AllnGaN	Super Blue	470	470-475		2.8	3.2	12.3	30.0	