
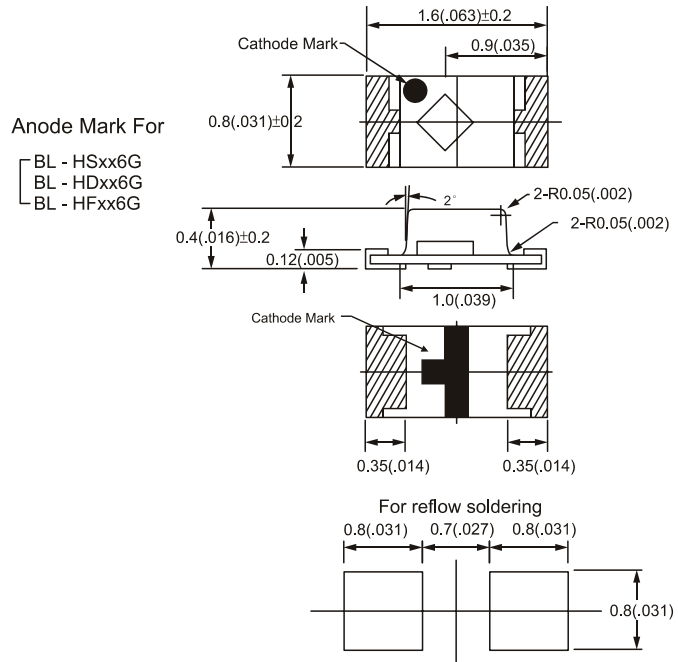


SURFACE MOUNT CHIP LED LAMPS



BL-Hxxx6G (0603-0.4mm) Series



Anode Mark For
 BL - HSxx6G
 BL - HDxx6G
 BL - HFxx6G

■ Absolute Maximum Ratings
 (Ta=25°C)


	UNIT	SPEC.
IF	mA	30
IFp	mA	100
VR	V	5
Topr	°C	-25~+80
Tstg	°C	-30~+85

NOTE:
 1. All dimensions are in millimeters (inches).
 2. Tolerance is $\pm 0.10(.004)$ " unless otherwise specified.
 3. Specifications are subject to change without notice.

Part No.	Chip				Lens Appearance	Electro-optical Data (At 20mA)				Viewing Angle 2θ 1/2 (deg)
	Material	Emitted Color	λ p(nm)	λ d(nm)		Vf (V)		Iv (mcd)		
						Typ.	Max.	Min.	Typ.	
BL-HGE36G	AlGaInP	Super Yellow Green	570	570	Water Clear	2.0	2.6	18.5	35.0	120°
BL-HG436G	InGaN	Bluish Green	505	505		3.5	4.0	63.0	120.0	
BL-HGK36G	AlGaInP	Green	525	525		3.5	4.0	63.0	160.0	
BL-HG636G	InGaN	Green	525	525		3.5	4.0	63.0	160.0	
BL-HJE36G	AlGaInP	Super Orange Red	630	620		2.0	2.6	63.0	100.0	
BL-HJC36G	AlGaInP	Super Amber	610	605		2.0	2.6	63.0	100.0	
BL-HKC36G	AlGaInP	Super Yellow	590	589		2.0	2.6	63.0	120.0	
BL-HUB36G	AlGaInP	Super Red	645	632		2.1	2.6	28.0	50.0	

Part No.	Chip				Lens Appearance	Electro-optical Data (At 5mA)				Viewing Angle 2θ 1/2 (deg)
	Material	Emitted Color	λ p(nm)	λ d(nm)		Vf (V)		Iv (mcd)		
						Typ.	Max.	Min.	Typ.	
BL-HB336G	AllnGaN	Super Blue	460	465-470	Water Clear	2.8	3.2	8.2	15.0	120°
BL-HB536G	AllnGaN	Super Blue	470	470-475		2.8	3.2	8.2	20.0	

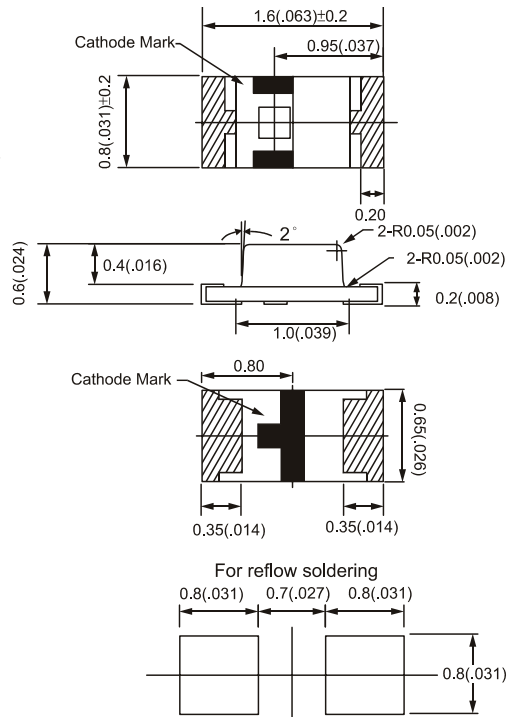
SURFACE MOUNT CHIP LED LAMPS



BL-Hxxx6A (0603-0.6mm) Series

Anode Mark For

- BL - HSxx6A
- BL - HDxx6A
- BL - HFxx6A



- NOTE:
1. All dimensions are in millimeters (inches).
 2. Tolerance is ±0.10(.004") unless otherwise specified.
 3. Specifications are subject to change without notice.

■ Absolute Maximum Ratings
(Ta=25°C)

	UNIT	SPEC.
IF	mA	30
IFp	mA	100
VR	V	5
Topr	°C	-25~+80
Tstg	°C	-30~+85

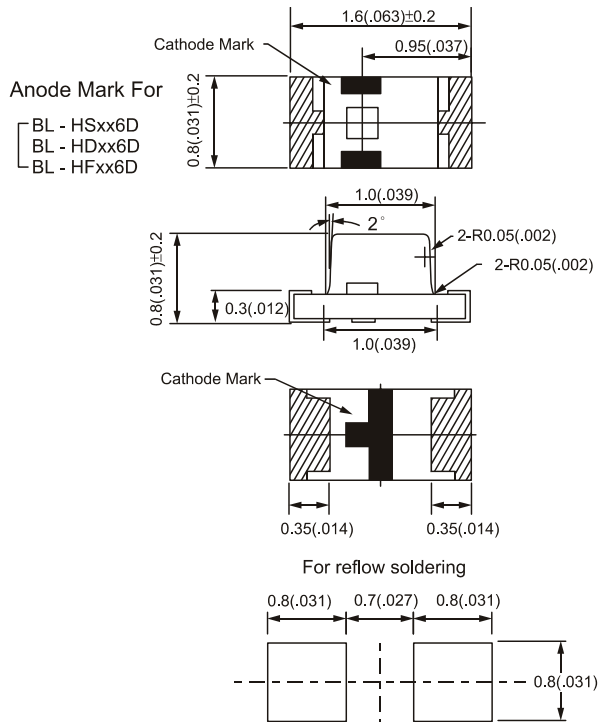
Part No.	Chip				Lens Appearance	Electro-optical Data (At 20mA)				Viewing Angle 2θ 1/2 (deg)
	Material	Emitted Color	λp (nm)	λd (nm)		Vf (V)		Iv (mcd)		
						Typ.	Max.	Min.	Typ.	
BL-HJ836A	AlGaInP	Super Amber	613	605	Water Clear	2.0	2.6	63.0	100.0	120°
BL-HJB36A	AlGaInP	Super Orange Red	620	615		2.0	2.6	28.0	50.0	
BL-HJE36A	AlGaInP	Super Orange Red	630	620		2.0	2.6	63.0	100.0	
BL-HJF36A	AlGaInP	Super Amber	610	605		2.0	2.6	28.0	50.0	
BL-HK836A	AlGaInP	Super Yellow	590	587		2.1	2.6	63.0	150.0	
BL-HKC36A	AlGaInP	Super Yellow	590	586		2.0	2.6	28.0	120.0	
BL-HGE36A	AlGaInP	Super Yellow Green	570	570		2.0	2.6	28.0	50.0	
BL-HG436A	InGaN	Bluish Green	505	505		3.5	4.0	63.0	120.0	
BL-HG636A	InGaN	Green	525	525		3.5	4.0	63.0	160.0	

Part No.	Chip				Lens Appearance	Electro-optical Data (At 5mA)				Viewing Angle 2θ 1/2 (deg)
	Material	Emitted Color	λp (nm)	λd (nm)		Vf (V)		Iv (mcd)		
						Typ.	Max.	Min.	Typ.	
BL-HB336A	AllnGaN	Super Blue	460	465-470	Water Clear	2.8	3.2	8.2	15.0	120°
BL-HB536A	AllnGaN	Super Blue	470	470-475		2.8	3.2	8.2	20.0	

SURFACE MOUNT CHIP LED LAMPS



BL-Hxxx6D (0603-0.8mm) Series



■ Absolute Maximum Ratings
(Ta=25°C)

	UNIT	SPEC.
IF	mA	30
IFp	mA	100
VR	V	5
Topr	°C	-25~+80
Tstg	°C	-30~+85

NOTE:
 1.All dimensions are in millimeters(inches).
 2.Tolerance is $\pm 0.10(.004)$ " unless otherwise specified.
 3.Specifications are subject to change without notice.

Part No.	Chip				Lens Appearance	Electro-optical Data (At 20mA)				Viewing Angle $2\theta_{1/2}$ (deg)
	Material	Emitted Color	λ_p (nm)	λ_d (nm)		Vf (V)		Iv (mcd)		
						Typ.	Max.	Min.	Typ.	
BL-HS136D	GaAlAs/GaAs	Super Red	660	643	Water Clear	1.7	2.6	5.5	15.0	120°
BL-HF036D	GaAlAs	Super Red	660	643		2.1	2.6	18.2	30.0	
BL-HJE36D	AlGaInP	Super Orange Red	630	625		2.1	2.6	63.0	100.0	
BL-HG036D	GaP/GaP	Yellow Green	568	571		2.1	2.6	3.7	12.0	
BL-HX136D	GaP/GaP	Hi-Eff Green	568	570		2.2	2.6	5.5	12.0	
BL-HGE36D	AlGaInP	Super Yellow Green	570	570		2.0	2.6	18.5	35.0	
BL-HG436D	InGaN	Bluish Green	505	505		3.5	4.0	63.0	120.0	
BL-HG636D	InGaN	Green	525	525		3.5	4.0	63.0	160.0	
BL-HY036D	GaAsP/GaP	Yellow	583	585		2.1	2.6	2.4	6.0	
BL-HA136D	GaAsP/GaP	Amber	610	610		2.2	2.6	2.4	5.0	
BL-HJF36D	AlGaInP	Super Amber	610	605		2.0	2.6	28.0	50.0	
BL-HKB36D	AlGaInP	Super Yellow	590	587		2.1	2.6	28.0	45.0	
BL-HKC36D	AlGaInP	Super Yellow	590	587		2.1	2.6	63	120.0	

Part No.	Chip				Lens Appearance	Electro-optical Data (At 5mA)				Viewing Angle $2\theta_{1/2}$ (deg)
	Material	Emitted Color	λ_p (nm)	λ_d (nm)		Vf (V)		Iv (mcd)		
						Typ.	Max.	Min.	Typ.	
BL-HB336D	AllnGaN	Super Blue	460	465-470	Water Clear	2.8	3.2	8.2	15.0	120°
BL-HB536D	AllnGaN	Super Blue	470	470-475		2.8	3.2	8.2	20.0	